



Canadian Commercial Corporation

2023–2024 First Quarter
Financial Report (Unaudited)

For the period ended
June 30, 2023

Canada 

TABLE OF CONTENTS

MANAGEMENT'S DISCUSSION AND ANALYSIS	3
EXECUTIVE SUMMARY	3
BASIS OF PREPARATION AND DISCLOSURE	5
BUSINESS LINE REPORTING STRUCTURE	6
VALUE OF CONTRACTS SIGNED (VCS)	7
COMMERCIAL TRADING TRANSACTIONS (CTT)	9
SUMMARY OF FINANCIAL RESULTS.....	11
CORPORATE PLAN DISCUSSION.....	16
CCC'S COMMITMENT TO RISK MANAGEMENT	19
MANAGEMENT RESPONSIBILITY FOR FINANCIAL STATEMENTS.....	21
CONDENSED INTERIM FINANCIAL STATEMENTS (UNAUDITED).....	22
STATEMENT OF FINANCIAL POSITION.....	22
STATEMENT OF COMPREHENSIVE INCOME.....	23
STATEMENT OF CHANGES IN EQUITY	24
STATEMENT OF CASH FLOWS.....	25
NOTES TO THE CONDENSED INTERIM FINANCIAL STATEMENTS (UNAUDITED)	26
1. NATURE, ORGANIZATION AND FUNDING.....	26
2. BASIS OF PREPARATION	27
3. SIGNIFICANT ACCOUNTING POLICIES	28
4. CASH	28
5. ACCOUNTS RECEIVABLE	29
6. OTHER ASSETS	29
7. ACCOUNTS PAYABLE AND ACCRUED LIABILITIES.....	30
8. DEFERRED REVENUE.....	30
9. DEFERRED GOVERNMENT FUNDING	31
10. LEASE LIABILITIES.....	31
11. CAPITAL MANAGEMENT.....	32
12. RISK MANAGEMENT AND FINANCIAL INSTRUMENTS	33
13. REVENUE FROM CONTRACTS WITH CUSTOMERS	37
14. OTHER INCOME	38
15. OPERATING AND ADMINISTRATIVE EXPENSES.....	38
16. RELATED PARTY TRANSACTIONS	38
17. CONTINGENCIES	39

MANAGEMENT'S DISCUSSION AND ANALYSIS

EXECUTIVE SUMMARY

CCC's financial results for the first quarter of 2023–2024 are grounded in the three-pillar strategy articulated in the 2023–2024 Corporate Plan (Plan). The strategy positions CCC to continue providing Canadian exporters with services that support the expansion of their international revenue streams, aligning business deals with the Government of Canada's international priorities, and operating while adhering to the highest standards of ethical business conduct.

Overall, CCC achieved favourable operational and financial results for the first quarter of 2023–2024, as compared to the quarterly targets of the Plan and to comparative prior period results. These favourable results are due to increased activity in International Prime Contracting (including deliveries under the ABP contract), the Defence Production Sharing Agreement and the Sourcing business lines.

Pillar 1: Growing Canadian exports through inclusive trade

CCC achieved growth in the Value of Contracts Signed (VCS)¹ and Commercial Trading Transactions (CTT)², as compared to the same period in the prior year.

For the three-month period ended June 30, 2023, CCC:

- signed \$1.3 billion of new business contracts (primarily in the Defence and Agricultural sectors) across the three business lines. This exceeded the comparative period results of \$223.8 million by \$1.1 billion and tracks favourably towards the Plan target of \$2.4 billion;
- delivered \$1.2 billion in CTT, reflecting goods and services exported through CCC contracts. This exceeded comparative period results of \$578.9 million by \$635.3 million and tracks favourably towards the Plan target of \$3.2 billion.

Pillar 2: Delivering value to Canadians through operational effectiveness

The sales cycle for international government contracting, which is impacted by foreign political, economic and geopolitical events, is often measured in years. CCC monitors and manages the resulting financial impact to ensure financial sustainability and strives for operational effectiveness by optimizing its workforce, processes and systems. CCC's income and expenditures are not earned on a monthly straight-line basis, which is reflected in this quarterly report.

¹ VCS is a non-GAAP measure that represents the value of contracts and amendments signed during a reporting period. It measures the total value of goods or services to be delivered over the entire duration of a contract, and hence represents the full contract value when the contract is signed.

² CTT is a non-GAAP measure of economic activity that represents the value of goods and services delivered under contract during the reporting period.

For the three-month period ended June 30, 2023, CCC:

- achieved net profit of \$8.5 million. This exceeded the comparative period net profit of \$585 thousand (increase of \$7.9 million) and exceeded the Plan net profit of \$5.1 million (higher by \$3.4 million). This increase is attributable to:
 - Fees for Service Revenue of \$9.2 million, which aligns with the Plan's target of \$8.9 million. This exceeded the comparative 2022–2023 net profit of \$2.9 million (increase of \$6.3 million), due to higher VCS and CTT.
 - Finance and Other income of \$3.2 million, earned on cash balances, exceeded the Plan's target of \$1.2 million and the comparative 2022–2023 net profit of \$282 thousand (increase of \$2.9 million).
 - Operating and Administrative Expenses of \$7.3 million are lower than the Plan's target of \$8.4 million due to the timing of staffing and innovation-related expenditures. They exceeded the comparative period results of \$6.2 million (increase of \$1.1 million) due to staffing vacancies in the prior year.
- increased its retained earnings balance by \$4.5 million (from \$34.6 million as at March 31, 2023 to \$39.1 million). This reflects a year-to-date net profit of \$8.5 million, offset by a dividend of \$4.0 million, which was declared by its Board of Directors during the quarter.

Pillar 3: Enhancing CCC's impact through Environmental, Social and Governance (ESG)

ESG considerations and initiatives underscore all aspects of CCC's business. CCC continues to implement and execute best practices in risk management, responsible business conduct and internal governance.

For the three-month period ended June 30, 2023:

- CCC influenced seven exporters in implementing or making improvements to existing integrity policies, procedures, or training programs for employees. The Corporation intends to influence 15 exporters in the 2023–2024 fiscal year. The intention is to expand this target to include human rights in future years.
- CCC launched its first Code for Exporters in March 2023. As of June 30, more than 20 exporters acknowledged the Code, which forms an important part of CCC's integrity due diligence assessment.

BASIS OF PREPARATION AND DISCLOSURE

The following management's discussion and analysis (MD&A) was prepared in accordance with the Treasury Board of Canada's Directive on Accounting Standards: GC 5200 Crown Corporations Quarterly Financial Reports. It is not intended to be a full MD&A. It should be read in conjunction with the Corporation's audited annual financial statements and accompanying notes for the year ended March 31, 2023. All amounts presented are in Canadian dollars unless otherwise specified.

Forward-looking statements

This document contains projections and other forward-looking statements regarding future events. Such statements require management to make assumptions that are subject to risk and uncertainty. Consequently, actual results may differ materially from expectations expressed in forward-looking statements. These risks and uncertainties are discussed in the risk section following the financial analysis.

International financial reporting standards

The financial statements have been prepared in accordance with International Financial Reporting standards (IFRS) as issued by the International Accounting Standards Board (IASB), as reference for Generally Accepted Accounting Principles (GAAP). Under IFRS, the Canadian Commercial Corporation's (CCC or the Corporation) financial results are presented on an agent basis. However, as a prime contractor, CCC remains contractually obligated to ensure completeness of contracts with foreign government buyers, ensuring that the terms of the contract are fulfilled regardless of performance by the Canadian exporter.

Non-GAAP measures

In the following discussion, the Corporation also uses certain non-GAAP financial measures to evaluate its performance. Non-GAAP measures are defined and qualified when presented.

Large material contracts

Historically, large contracts have materially affected the Corporation's financial statements, causing significant variations in certain year-over-year amounts presented on the Statement of Financial Position and the Statement of Comprehensive Income (Loss). The most significant of these contracts is the multi-billion-dollar multi-year Armoured Brigade Program (ABP) contract. Due to the magnitude of this contract, the ABP is presented separately in certain sections of the MD&A.

Foreign exchange

The Corporation's contracts with foreign government buyers are currency matched to offset contracts with Canadian exporters. This matching of currency for contractual receipts and payments limits CCC's foreign exchange risk. In cases where payment between parties is made in different currencies, the Corporation may enter forward contracts. The majority of CCC's transactions are conducted in U.S. dollars (USD). Since CCC's reporting currency is the Canadian dollar, reported results may be impacted due to fluctuations in foreign exchange rates.

BUSINESS LINE REPORTING STRUCTURE

CCC operates three main lines of business and works with exporters from across Canada's industrial sectors.

Defence Production Sharing Agreement (DPSA)

CCC supports significant Canadian export activity under the Defence Production Sharing Agreement (DPSA). The DPSA enables Canadian exporters to compete for contracts as part of the United States Department of Defense (DoD) domestic supply base. Enabling access in this manner provides Canadian exporters with business opportunities that drive exports and jobs in Canada, while generating economic benefits in both Canada and the United States.

The DPSA continues to help underpin the collective security of Canada and the United States by leveraging each country's industrial and technological strengths in meeting respective defence procurement needs. Cross-border trade linked to the DPSA also offers important opportunities for firms in some of Canada's most innovative sectors.

CCC does not charge fees for services provided under the DPSA business line. Federal Budget 2021 reinstated an annual appropriation of \$13.0 million to administer the DPSA.

International Prime Contracting (IPC)

The Corporation's International Prime Contracting (IPC) business line is a fee-based service that establishes government-to-government (G2G) contracts with foreign government buyers and concurrent contracts with Canadian exporters. The Corporation works with Canadian exporters of all sizes and across diverse Canadian industrial sectors. The goal of these business activities is to increase the volume of exports and the number of exporters that CCC serves while supporting Government of Canada priorities. Every contract is unique, and CCC's guarantee of contract performance provides added incentive for foreign governments to procure Canadian expertise for priority strategic projects (e.g., food security, transportation, infrastructure, national security, and others).

Concessions contracts provide electronic lotteries by a Canadian exporter to various countries.

Sourcing services for other Government of Canada Departments (Sourcing)

CCC assists Government of Canada departments and agencies in fulfilling urgent and complex procurement needs. This involves sourcing goods and services to meet a variety of international commitments or programming needs. CCC charges a fee to cover its costs to manage these programs.

Additionally, CCC manages 10 Canadian Trade Offices in China on behalf of Global Affairs Canada (GAC). These offices provide support to Canadian companies seeking to enter the Chinese market and are a cost-effective trade representation solution for GAC. CCC recovers all its costs from this program and charges a fee to GAC for its services.

Canadian industrial sectors

CCC disaggregates its contracts with Canadian exporters into the following industrial sectors: Advanced Manufactured Goods and Services, Aerospace, Agriculture, Cleantech, Construction/Infrastructure, Defence, Information Communications Technology (ICT), and Other.

VALUE OF CONTRACTS SIGNED (VCS)

VCS is a non-GAAP measure used by the Corporation that represents the value of contracts and amendments signed during a reporting period. It measures the total value of goods or services to be delivered over the entire duration of a contract, and hence represents the full contract value when the contract is signed.

The sales cycle for international government contracting is often measured in years and is impacted by foreign political and economic events. This results in a business cycle that is difficult to predict and consistently repeat.

Year-over-year comparison

Significant variations in VCS are normal when comparing period-over-period results given the normal variation in the timing of signing contracts.

VCS for all three business lines for the three-month period ended June 30, 2023, is \$1.3 billion. This is an increase of \$1.1 billion (>100%) when compared to \$223.8 million for the same period in the prior year.

The \$1.3 billion VCS is due to:

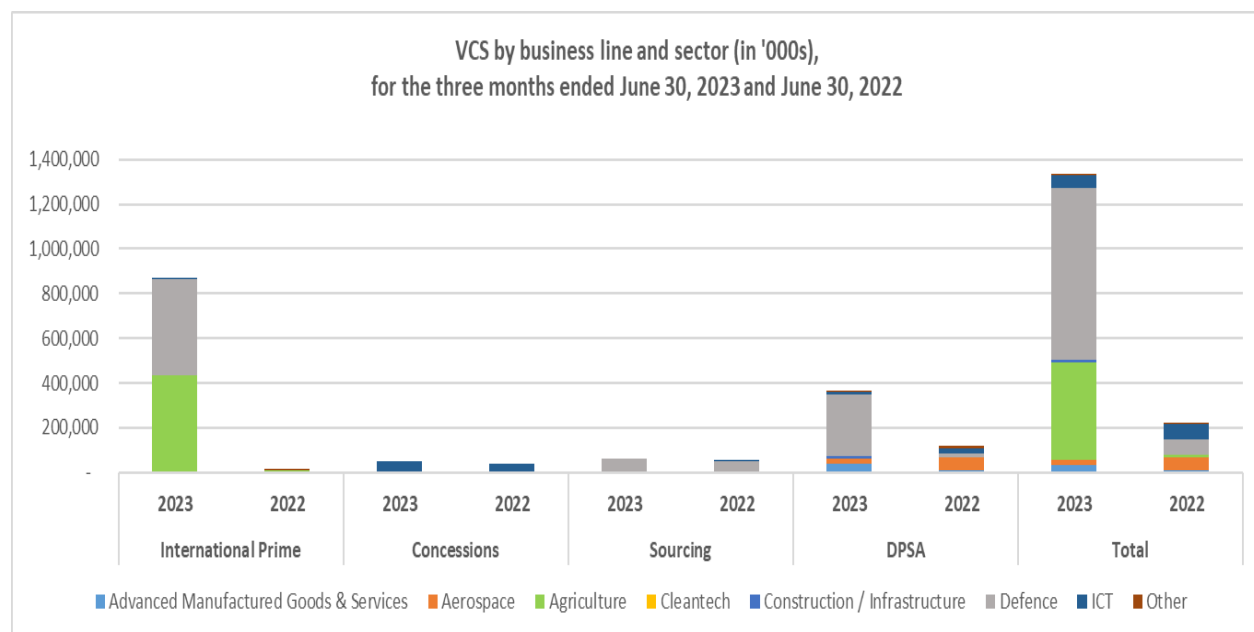
- IPC VCS of \$864.4 million (an increase of \$852.7 million from comparative period results in 2022–2023 of \$11.7 million). The increase is attributable to:
 - Agricultural sector commodities VCS of \$434.7 million (an increase of \$422.8 million from comparative period results in 2022–2023 of \$11.9 million). Deliveries of this contract are expected to occur in the current fiscal year; and
 - Defence sector equipment VCS of \$431.4 million (an increase of \$431.4 million from comparative period results in 2022–2023, which were nil). The equipment is expected to be delivered within two to five years.
- Concessions VCS of \$49.5 million (an increase of \$8.4 million from comparative period results in 2022–2023 of \$41.1 million). This is attributable to higher gross ticket sales from electronic lotteries.
- Sourcing VCS of \$59.6 million (an increase of \$7.7 million from comparative period results in 2022–2023 of \$51.9 million). This is attributable to CCC's support for the Government of Canada's international assistance to Ukraine from the Defence sector, which is expected to be delivered within twelve months.

- DPSA VCS of \$364.0 million (an increase of \$245.0 million from comparative period results in 2022–2023 of \$119.0 million). The net increase is primarily attributable to:
 - Defence sector VCS of \$277.7 million (an increase of \$258.5 million from comparative period results in 2022–2023 to \$19.2 million); and
 - Advanced Manufactured Goods & Services sector VCS of \$37.2 million (an increase of \$25.5 million from comparative period results in (2022–2023 of \$11.7 million).

The table below presents the VCS by business line for the three-month period ended June 30, 2023 and June 30, 2022.

VCS by business line (\$'000's)	For the three months ended June 30,				% of Total	
	2023	2022	\$ Change	% Change	2023	2022
International Prime	\$ 864,445	\$ 11,773	\$ 852,672	>100%	65%	5%
Concessions	49,475	41,112	8,363	20%	4%	18%
Sourcing	59,578	51,865	7,713	15%	4%	23%
DPSA	364,007	119,022	244,985	>100%	27%	53%
Total	\$ 1,337,505	\$ 223,772	\$ 1,113,733	>100%	100%	100%

The chart below presents VCS by business line and sector for the three-month period ended June 30, 2023 and June 30, 2022.



COMMERCIAL TRADING TRANSACTIONS (CTT)

CTT is a non-GAAP measure of economic activity used by the Corporation that represents the value of goods and services delivered under contract during the reporting period. Given the Corporation's status as an agent for reporting under International Financial Reporting Standards (IFRS), CTT is not recognized as revenue. The Corporation continues to capture CTT data as a measure of the Corporation's impact on the Canadian economy and as a main driver of Fees for service revenues. CCC's Fees for service revenues are generally commensurate with CTT, and the variance explanations detailed in the section below also apply to the Fees variance discussion.

Year-over-year comparison

Significant variations in CTT are expected when comparing period-over-period results given the timing of specific contract requirements and associated delivery schedules.

CTT for the three-month period ended June 30, 2023 is \$1.2 billion, an increase of \$635.3 million (>100%) when compared to \$578.9 million for the same period in the prior year.

The CTT of \$1.2 billion are due to:

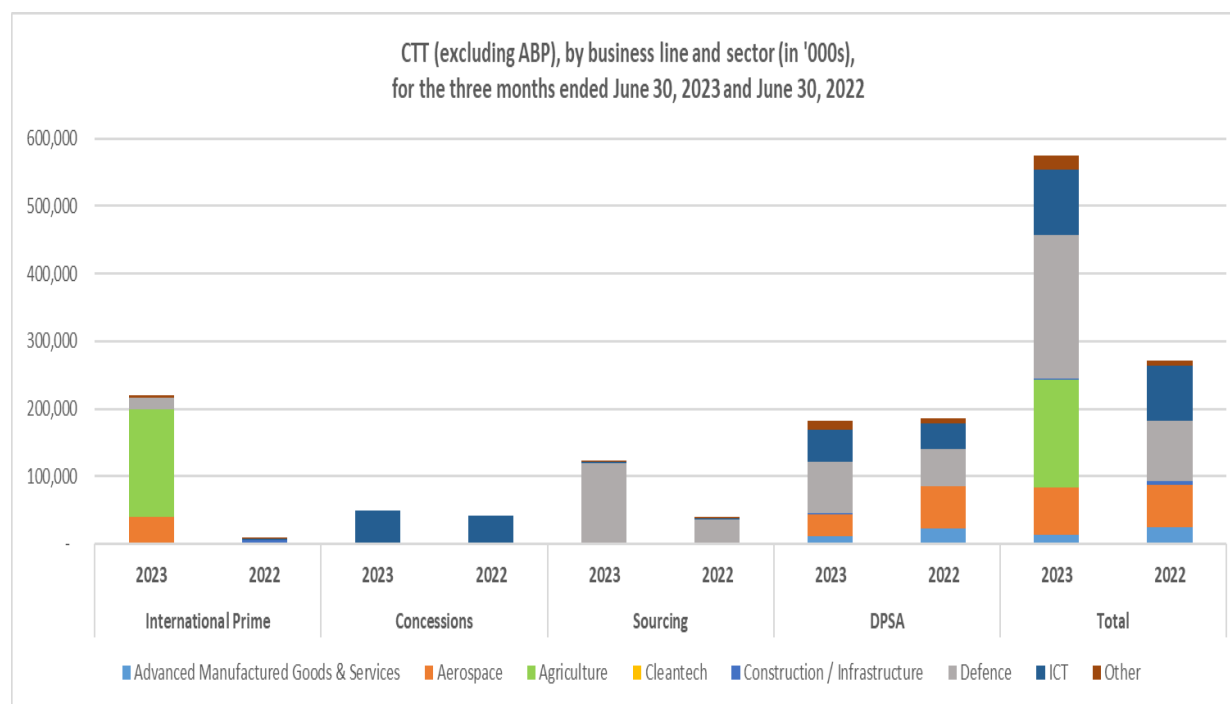
- IPC CTT of \$220.4 million (an increase of \$213.4 million from comparative period results in 2022–2023 of \$7.0 million). The increase is primarily attributable to:
 - Agriculture sector CTT of \$159.6 million (an increase of \$159.6 million from comparative period results in 2022–2023, which were nil);
 - Aerospace sector CTT of \$38.8 million (an increase of \$38.8 million from comparative period results in 2022–2023, which were nil); and
 - Defence sector CTT of \$17.1 million (an increase of \$16.9 million from comparative period results in 2022–2023 of \$221 thousand).
- Concessions CTT of \$49.5 million (an increase of \$8.4 million from comparative period results in 2022–2023 of \$41.1 million). This is attributable to higher gross ticket sales from electronic lotteries.
- Sourcing CTT of \$123.0 million (an increase of \$85.4 million from comparative period results in 2022–2023 of \$37.6 million). This is primarily attributable to an increase of \$84.4 million in the Defence sector (from \$35.1 million to \$119.5 million).
- DPSA CTT of \$182.6 million (a decrease of \$2.6 million from comparative period results in 2022–2023 of \$185.2 million). The net decrease is attributable to:
 - Aerospace sector CTT of \$32.7 million (a decrease of \$30.3 million from comparative period results in 2022–2023 of \$60.3 million);
 - Advanced Manufactured Goods & Services sector CTT of \$11.6 million (a decrease of \$11.0 million from comparative period results in 2022–2023 of \$22.6 million);
 - Defence sector CTT of \$75.8 million (an increase of \$20.8 million from comparative period results in 2022–2023 of \$55.0 million);
 - ICT sector CTT of \$46.8 million (an increase of \$10.4 million from comparative period results in 2022–2023 of \$36.4 million); and

- Other sector CTT of \$13.6 million (an increase of \$6.0 million from comparative period results in 2022–2023 of \$7.6 million).
- ABP program CTT of \$638.7 million (an increase of \$330.7 million from comparative period results in 2022–2023 of \$308.0 million).

The table below presents CTT by business line for the three-month period ended June 30, 2023 and June 30, 2022.

CTT by business line (\$'000s)	For the three months ended June 30,				% of Total	
	2023	2022	\$ Change	% Change	2023	2022
	International prime	\$ 220,395	\$ 6,965	\$ 213,430	>100%	18%
Concessions	49,475	41,112	8,363	20%	4%	7%
Sourcing	123,018	37,638	85,380	>100%	10%	7%
DPSA	182,583	185,182	(2,599)	(1%)	15%	32%
Total excluding ABP	\$ 575,471	\$ 270,897	\$ 304,574	>100%	47%	47%
ABP	638,691	307,954	330,737	>100%	53%	53%
Total including ABP	\$ 1,214,162	\$ 578,851	\$ 635,311	>100%	100%	100%

The chart below presents CTT (excluding ABP) by business line and sector for the three-month period ended June 30, 2023 and June 30, 2022.



SUMMARY OF FINANCIAL RESULTS

The Corporation had favourable financial results for the three-month period ended June 30, 2023 when compared with prior periods and the 2023–2024 to 2027–2028 Corporate Plan (Plan). This was driven by increased activity in IPC, Sourcing and the ABP contract, in addition to interest income earned on cash balances held by CCC and the timing of planned expenditures.

Financial Management Policy

The sales cycle for international government contracting is often measured in years and is impacted by geopolitical and economic events. As a result, CCC plans for financial sustainability and manages surpluses and deficits across multi-year time horizons.

CCC's Financial Management Policy defines the requirements to maintain a financial self-sustainability model over the long term. This policy requires CCC to maintain sufficient equity to meet commitments and undertake appropriate capital investments to ensure operational effectiveness and efficiency and to sustain the Corporation's workforce, facilities, systems and processes. The framework considers four factors for managing capital and monitoring financial sustainability: the timing of contractual revenues and expenses, net results of operations, working capital requirements and equity position.

Comprehensive Income discussion

For the three-month period ended June 30, 2023, the Corporation recorded a net profit of \$8.5 million (an increase of \$7.9 million compared to the June 30, 2022 net profit of \$0.6 million).

The increase was largely attributable to:

- higher VCS and CTT, as outlined in the previous sections, which resulted in higher Fees for Service Revenue (\$6.4 million);
- higher interest rates earned on cash balances, resulting in a favourable variance in Finance and other income (\$2.9 million); and
- recognition of Government funding in-line with expenses incurred for the administration of the DPSA.

Increases in revenues were partially offset by:

- increased Operating and administrative expenses (\$1.1 million) as planned; and
- adverse effect of foreign exchange (\$0.8 million).

Comprehensive Income (\$000s)	For the three months ended June 30,			
	2023	2022	\$ Change	% Change
Fees for service revenue	\$ 9,240	\$ 2,883	\$ 6,357	>100%
Finance and other income	3,228	282	2,946	>100%
Government funding	3,734	3,262	472	14%
Expenses	7,353	6,229	1,124	18%
Gain (loss) on foreign exchange	(377)	387	(764)	<(100%)
Net profit	\$ 8,472	\$ 585	\$ 7,887	>100%
Other comprehensive income	-	-	-	-
Total comprehensive income	\$ 8,472	\$ 585	\$ 7,887	>100%

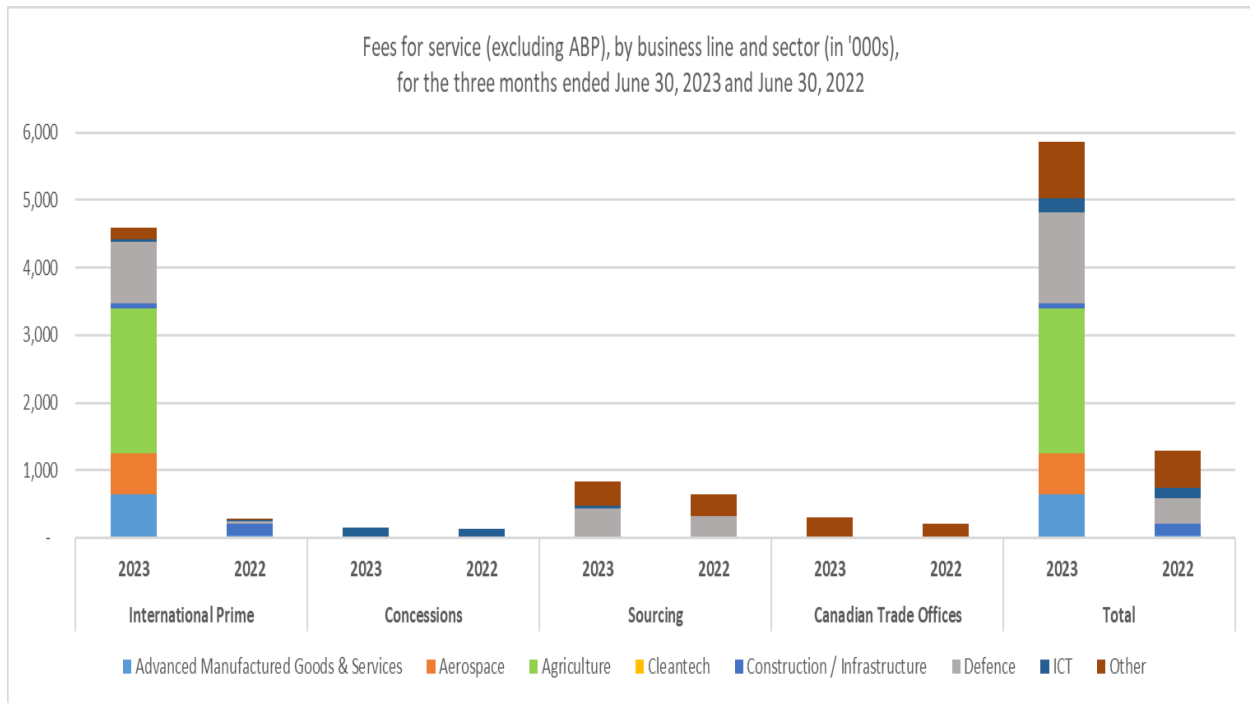
Fees for Service Revenue

The Corporation charges Fees for service on all programs, except for the DPSA. IPC fees are generally calculated as a percentage of the contract value. Fees are negotiated on a contract-by-contract basis, and, within an acceptable range, are generally reflective of a project's risk profile and competitive market conditions. Fees are recognized as revenue differently depending on the performance obligations related to the various business lines. However, the majority are recorded based on the performance of activities required for the Canadian exporter to obtain the right to payment under the terms and conditions of the prime contract. This is generally commensurate with CTT. Fees for Sourcing are recognized on a straight-line basis.

Fees for service revenue for the three-month period ended June 30, 2023 are \$9.2 million (an increase of \$6.3 million, or more than 100%, compared to \$2.9 million for the same period in the prior year). Fees for service are generally commensurate with CTT and the variance explanations detailed in the Commercial Trading Transactions section apply to the Fees variance discussion as well.

Fees for service by business line (\$000s)	For the three months ended June 30,				% of Total	
	2023	2022	\$ Change	% Change	2023	2022
International Prime	\$ 4,584	\$ 283	\$ 4,301	>100%	50%	10%
Concessions	154	132	22	17%	2%	5%
Sourcing	825	651	174	27%	8%	23%
Canadian Trade Offices	298	216	82	38%	3%	7%
Total excluding ABP	\$ 5,861	\$ 1,282	\$ 4,579	>100%	63%	45%
ABP	3,379	1,601	1,778	>100%	37%	55%
Total including ABP	\$ 9,240	\$ 2,883	\$ 6,357	>100%	100%	100%

The chart below presents Fees for service (excluding ABP) by business line and sector for the three-month period ended June 30, 2023 and June 30, 2022.



Government funding

Federal Budget 2021 recognized the importance of CCC’s role in administering the DPSA and restored an annual parliamentary appropriation of \$13.0 million, commencing in fiscal year 2022–2023. This appropriation is used exclusively to cover the costs incurred for the DPSA.

For the three-month period ended June 30, 2023, the Corporation recognized government funding of \$3.7 million, \$472 thousand higher than the same period in the prior year, as an offset to costs incurred for the administration of the DPSA.

Operating and administrative expenses

The Corporation’s Operating and administrative expenses for the three-month period ended June 30, 2023 are \$7.3 million (an increase of \$1.1 million, or 18%, as planned when compared to \$6.2 million for the same period in the prior year). This increase was primarily driven by workforce compensation, consulting, communications and travel expenditures. For the three-month period ended June 30, 2023, CCC incurred increased workforce and compensation expenses (by \$495 thousand) as planned, due to filling staff vacancies in response to higher business volume, as well as wage inflation. CCC also incurred increased consulting and communications expenses (by \$412 thousand) for the development of business growth strategies; to bolster CCC’s online marketing, information systems capabilities and security; and for additional investments in digital transformation. As pandemic related restrictions have lifted,

CCC has also incurred increased travel expenses (by \$194 thousand) to pursue opportunities across business lines.

Operating and administrative expenses (\$000s)	For the three months ended June 30				% of Total	
	2023	2022	\$ Change	% Change	2023	2022
Workforce compensation and related expenses	\$ 4,776	\$ 4,281	\$ 495	12%	66%	68%
Contract management services	650	650	-	0%	9%	11%
Consultants	538	348	190	55%	7%	6%
Travel and hospitality	359	165	194	>100%	5%	3%
Communications	319	97	222	>100%	4%	2%
Rent and related expenses	252	186	66	35%	3%	3%
Software, hardware and support	189	229	(40)	(17%)	3%	4%
Depreciation	151	145	6	4%	2%	2%
Other expenses	77	82	(5)	(6%)	1%	1%
Total	\$ 7,311	\$ 6,183	\$ 1,128	18%	100%	100%

CCC continuously assesses expenditure levels to achieve cost efficiencies where possible. Budgets are managed on a continuous basis from the outset of the year, with a view to controlling expenditures relative to forecasted business volumes and revenues. Additionally, CCC continues to seek productivity savings by strengthening its culture of innovation, investing in digital transformation, and implementing process changes to improve efficiency and increase the capacity of existing resources.

Statement of Financial Position discussion

Assets include payments made to Canadian exporters prior to collecting from foreign buyers and liabilities include amounts received from foreign and other buyers that have not yet been transferred to Canadian exporters. As contractual performance obligations are fulfilled, balances for Cash, Accounts receivable, Accounts payable and accrued liabilities, which represent amounts at a specific point in time, can fluctuate widely.

Asset and Liability positions

As at June 30, 2023, total assets of \$189.6 million decreased by \$78.6 million (29%), compared to \$268.3 million for the prior fiscal year ended March 31, 2023. The decrease is mainly attributable to a decrease in Cash of \$87.6 million, driven primarily by lower receipts of advance payments from Government of Canada departments and foreign buyers of \$88.5 million. The decrease was partially offset by an increase of accounts receivables of \$9.0 million, stemming from timing differences between payments to Canadian exporters and cash receipts from foreign buyers (as explained above).

Total liabilities of \$140.5 million decreased by \$83.1 million (37%), when compared to \$223.7 million for the prior fiscal year ended March 31, 2023. The decrease is primarily driven by a decrease in Advances received from Government of Canada departments and foreign buyers (of \$88.5 million) and a decrease in Accounts payable and accrued liabilities (of \$7.4 million), which are the result of timing differences between cash receipts from foreign buyers and payments to Canadian exporters (as explained above). The decrease was partially offset by obligations related to Dividends payable of \$4.0 million and Deferred government funding of \$9.3 million related to the unearned portion of CCC's annual appropriation.

The offsetting decreases of both total assets and total liabilities reflect the nature of the contracts under management and the effect on balances due to the timing of receipts and payments.

Equity position

Equity for the three-month period ended June 30, 2023 increased by \$4.5 million to \$49.1 million, reflecting year-to-date net profit of \$8.5 million. This was reduced by the dividend of \$4.0 million that was declared during the quarter.

As at (in '000s)	June 30, 2023	March 31, 2023	\$ Change	% Change
Total assets	\$ 189,620	\$ 268,263	\$ (78,643)	(29%)
Total liabilities	140,537	223,652	(83,115)	(37%)
Total equity	49,083	44,611	4,472	10%
Total liabilities and equity	\$ 189,620	\$ 268,263	\$ (78,643)	(29%)

Dividend

On June 7, 2023, in alignment with its Financial Management Policy and Dividend Policy, the Corporation's Board of Directors approved the issuance of a dividend of \$4.0 million payable to the shareholder.

CORPORATE PLAN DISCUSSION

The Corporation operates in challenging global markets where the budgets of foreign government buyers are dynamic and subject to frequent changes. Demand for Canadian-made solutions varies with economic and geopolitical factors, which increases the complexity of government-to-government (G2G) export sales and the duration of the sales cycle. In the face of these uncertainties, the Corporation is committed to a sustainable financial business model and plans for its fee-generating business lines to break even each year (at a minimum). To this end, CCC engages in prudent financial management, strategically invests in critical capabilities and focuses on creating value for Canadian stakeholders.

2023–2024 Corporate Plan

CCC's 2023–2024 to 2027–2028 Corporate Plan (Plan) was approved by the Corporation's Board of Directors and submitted, as required, to the Minister of Export Promotion, International Trade and Economic Development in January 2023. The analysis below reflects the Plan as submitted in January 2023. Due to new requirements from Federal Budget 2023, the Plan is under review at June 30, 2023. As appropriate, a revised Plan will be presented in subsequent quarterly reports.

Comparison of year-to-date VCS to Corporate Plan

VCS for the three-month period ended June 30, 2023 is \$1.3 billion (\$73.0 million lower than planned VCS of \$1.4 billion for the first quarter).

This result is primarily due to:

- Unfavourable variance of \$164.9 million in IPC due to lower than planned contracts signed in the Agriculture and Aerospace sectors, which were offset by higher than planned signings in the Defence sector;
- Unfavourable variance of \$42.9 million in Sourcing, attributable to the timing of contract signings for CCC's support for the Government of Canada's international assistance to Ukraine;
- Favourable variance of \$134.0 million in DPSA, attributable to higher than planned contract signings in various sectors; and
- Favourable variance of \$725 thousand in Concessions, attributable to higher gross ticket sales from electronic lotteries.

Comparison of year-to-date CTT to Corporate Plan

CTT for the three-month period ended June 30, 2023 is \$1.2 billion (\$234.9 million higher than the planned CTT of \$979.3 million for the first quarter).

This result is primarily due to:

- Favourable variance of \$235.2 million from contract deliveries in the ABP program;
- Favourable variance of \$58.5 million in Sourcing, attributable to higher than planned contract deliveries in the Defence sector;
- Favourable variance of \$23.8 million in DPSA, attributable to higher than planned deliveries in various sectors;
- Favourable variance of \$1.1 million in Concessions, attributable to higher gross ticket sales from electronic lotteries; and
- Unfavourable variance of \$83.7 million in IPC, due to lower than planned contract deliveries in the Agriculture and Construction/Infrastructure sectors, which were offset by higher than planned deliveries in the Defence and Other sectors.

Comparison of year-to-date financial results to Corporate Plan

For the three-month period ended June 30, 2023, CCC recorded net profit of \$8.5 million, a favourable variance of \$3.4 million (67%) compared to the planned net profit of \$5.1 million for the first quarter.

Several factors contributed to these results:

- Favourable Fees for service variance (\$256 thousand) compared to the Plan were primarily due to higher than expected deliveries in the Defence and Other sectors. These were offset by lower than expected deliveries in the Construction/Infrastructure, Aerospace and Agriculture sectors. Fee-generating billing transactions can vary significantly due to the rapidly changing geopolitical business environment and the timing of contract signings and/or deliveries on CCC's large international contracts.
- The favourable Finance and other income variance (\$2.0 million) compared to the Plan is the result of higher interest rates earned on higher cash balances held by CCC.
- Government funding is recorded as an offset to costs incurred related to the administration of the DPSA.
- The favourable non-DPSA expense variance (\$1.5 million) compared to the Plan is primarily due to the timing of hires to fill staff vacancies and innovation-related expenditures.
- The loss on foreign exchange (\$377 thousand).

The table below presents financial results compared to Plan for the three-month period ended June 30, 2023. It also presents a forward-looking view of planned results for 2023–2024.

For the three-month period ended June 30, 2023					
	Actual	Q1	Variance		2023-24 Target
		Target	\$	%	
VCS (\$000s)	\$ 1,337,505	\$ 1,410,548	\$ (73,043)	(5%)	\$ 2,419,298
CTT (\$000s)	\$ 1,214,162	\$ 979,294	\$ 234,868	24%	\$ 3,171,864
Net profit (\$000s)					
	Actual (YTD)	Plan (YTD)	Variance		2023-24 CP Target
			\$	%	
Revenues					
Fees for service	\$ 9,240	\$ 8,984	\$ 256	3%	\$ 22,100
Finance and other income	3,228	1,200	2,028	>100%	2,658
	12,468	10,184	2,284	22%	24,758
Government funding	3,734	3,250	484	15%	13,000
Expenses					
DPSA expenses	3,734	3,250	484	15%	13,000
Non-DPSA expenses	3,619	5,117	(1,498)	(29%)	20,462
	7,353	8,366	(1,014)	(12%)	33,462
Gain (loss) on foreign exchange	(377)	-	(377)	>100%	-
Net profit	\$ 8,472	\$ 5,068	\$ 3,404	67%	\$ 4,296

CCC'S COMMITMENT TO RISK MANAGEMENT

CCC's Enterprise Risk Management (ERM) Framework manages a variety of risks while assisting the Corporation in fulfilling its mandate to facilitate international trade on behalf of Canadian exporters. The strategy for managing these risks is discussed in detail in the Corporation's 2022–2023 Annual Report. The following provides updates to the risk discussion found in the Annual Report.

Key risks facing CCC

The key risks that could impact Corporate Plan objectives are highlighted below. These risks are regularly reviewed with the Board of Directors through the quarterly reporting process. At any time, escalation to the Board is required when risks surpass acceptable tolerance levels.

Business environment risk

This risk relates to “changes in economic, social, legal, or environmental conditions that could result in changes in demand for CCC's services”³. The Corporation sets its Corporate Plan in the context of the expected business environment and adapts strategies and processes as necessary in response to changes. Business environment risk reflects impacts of the continued war in Ukraine, rising inflation and interest rates on exporters and foreign buyers, and the tendency towards greater protectionism internationally.

Reputational risk

This risk relates to “CCC's actions or inactions result in tarnishing CCC's reputation with stakeholders, buyers and/or Canadian exporters”. This risk is mitigated through strong transactional due diligence that integrates environmental, social and governance (ESG) best practices, including responsible business conduct (RBC). CCC's role in the sale of defence products and services internationally can lead to reputational issues with certain groups within civil society, therefore the Corporation communicates regularly with all stakeholders and ensures its activities are aligned with the Government of Canada's international trade policy.

Reputation with buyers varies depending on their experience contracting with CCC. From time to time, export transactions encounter issues that require complex resolutions and may lead to lower levels of buyer satisfaction, with knock-on effects on CCC's reputation. CCC's due diligence processes are geared to minimize the frequency of these issues occurring.

Human resources and organizational risk

This risk reflects the possibility of not having the right corporate structure or the correct number of people and/or the required skill sets to meet client expectations and overall corporate objectives. The Corporation continues to proactively manage the impact of planned upcoming retirements over the coming years. Succession risks, combined with a competitive labour market, impact CCC's human resources risk. Staffing shortages can also contribute to execution risk as

³ All quotations related to risk definitions are sourced from the Corporation's Enterprise Risk Management Framework.

related to CCC's priorities. In response, the Corporation has developed and is implementing a three-year Human Resources Strategic Plan.

Security risk

This risk relates to potential failure regarding "safeguarding of the Corporation's people, valued assets (including information) and continued delivery of essential services". A hybrid workforce creates concerns regarding employees accessing CCC data and information remotely and handling paper documents outside CCC offices. Security risk also reflects the rise of malicious state and non-state actors in the wake of the ongoing crisis in Ukraine. CCC has undertaken enhanced cyber security measures and employee training to mitigate this risk.

Exporter performance risk

This risk relates to the potential "failure to deliver the promised goods and/or services to CCC under its responsibilities with respect to the domestic contract". The Corporation's due diligence process reviews all potential exporters to ensure that their financial, managerial and technical capabilities are strong and that no integrity issues are present. During the quarter, exporter performance risk remained elevated, reflecting the higher inflation and interest rate environment. In certain circumstances, CCC has worked with buyers and exporters on existing CCC contracts to renegotiate pricing or to find other solutions to help adjust for inflationary pressures.

MANAGEMENT RESPONSIBILITY FOR FINANCIAL STATEMENTS

Management is responsible for the preparation and fair presentation of these quarterly financial statements in accordance with the Treasury Board of Canada's Directive on Accounting Standards: GC 5200 Crown Corporations Quarterly Financial Reports, and for such internal controls as Management determines are necessary to enable the preparation of quarterly financial statements that are free from material misstatement. Management is also responsible for ensuring all other information in this quarterly financial report is consistent, where appropriate, with the quarterly financial statements. These quarterly financial statements have not been audited or reviewed by an external auditor.

Based on our knowledge, these unaudited quarterly financial statements present fairly, in all material respects, the financial position, results of operations and cash flows of the Corporation, as at the date of, and for the periods presented in, the quarterly financial statements.



Bobby Kwon
President and Chief Executive Officer



Juliet Woodfield
Vice-President of Corporate Services and
Chief Financial Officer

Ottawa, Canada
August 4, 2023

CONDENSED INTERIM FINANCIAL STATEMENTS (UNAUDITED)

Statement of Financial Position (Unaudited)

As at	Notes	June 30, 2023	March 31, 2023
ASSETS			
Current assets			
Cash	4	\$ 162,430	\$ 250,037
Accounts receivable	5, 12	22,124	13,070
Other assets	6	803	764
		185,357	263,871
Non-current assets			
Property and equipment		1,695	1,748
Right-of-use assets		2,568	2,644
		4,263	4,392
Total assets		\$ 189,620	\$ 268,263
LIABILITIES			
Current liabilities			
Accounts payable and accrued liabilities	7, 12	\$ 18,782	\$ 26,159
Dividend payable	11	4,000	-
Advances		101,033	189,557
Deferred revenue	8	961	1,360
Deferred government funding	9	9,266	-
Lease liabilities	10	525	521
Employee benefits		1,005	963
		135,572	218,560
Non-current liabilities			
Lease liabilities	10	4,814	4,946
Employee benefits		151	146
		4,965	5,092
Total liabilities		140,537	223,652
EQUITY			
Contributed capital		10,000	10,000
Retained earnings		39,083	34,611
Total equity		49,083	44,611
Total liabilities and equity		\$ 189,620	\$ 268,263
Contingencies	17		

The accompanying notes are an integral part of the financial statements.

Authorized for issue on August 4, 2023



Bobby Kwon
 President and Chief Executive Officer



Juliet S. Woodfield, FCPA, FCA
 Vice-President of Corporate Services
 and Chief Financial Officer

Statement of Comprehensive Income (Unaudited)

		For the three months ended June 30	
	Notes	2023	2022
REVENUES			
Fees for service	13	\$ 9,240	\$ 2,883
Finance income		3,205	183
Other income	14	23	99
		12,468	3,165
GOVERNMENT FUNDING			
Parliamentary appropriation	9	3,734	3,262
		3,734	3,262
EXPENSES			
Operating and administrative expenses	15	7,311	6,183
Finance costs	10	42	46
		7,353	6,229
Net income before gain (loss) on foreign exchange		8,849	198
Gain (loss) on foreign exchange		(377)	387
Net profit		\$ 8,472	\$ 585
OTHER COMPREHENSIVE INCOME ITEMS THAT WILL NOT BE RECLASSIFIED TO NET PROFIT (LOSS)			
Actuarial gain on employee benefits obligation		-	-
Total comprehensive income		\$ 8,472	\$ 585

The accompanying notes are an integral part of the financial statements.

Statement of Changes in Equity (Unaudited)

For the three months ended June 30, 2023	Note	Contributed Capital	Retained Earnings	Total
BALANCE MARCH 31, 2023		\$ 10,000	\$ 34,611	\$ 44,611
Net profit			8,472	8,472
Dividend	11		(4,000)	(4,000)
BALANCE JUNE 30, 2023		\$ 10,000	\$ 39,083	\$ 49,083

For the three months ended June 30, 2022	Note	Contributed Capital	Retained Earnings	Total
BALANCE MARCH 31, 2022		\$ 10,000	\$ 15,072	\$ 25,072
Net profit			585	585
Dividend	11		(1,000)	(1,000)
BALANCE JUNE 30, 2022		\$ 10,000	\$ 14,657	\$ 24,657

The accompanying notes are an integral part of the financial statements.

Statement of Cash Flows (Unaudited)

		For the three months ended June 30	
	Notes	2023	2022
OPERATING ACTIVITIES			
Net profit		\$ 8,472	\$ 585
Adjustments to determine net cash from (used in) operating activities:			
Depreciation property and equipment		75	69
Depreciation right-of-use assets		76	76
Employee benefit expense		47	48
Employee benefit payments		-	(27)
(Gain) loss on foreign exchange		639	(1,022)
Change in working capital from:			
Accounts receivable	5, 12	(9,054)	(12,270)
Other assets	6	(39)	(52)
Accounts payable and accrued liabilities	7, 12	(7,377)	(23,538)
Advances		(88,524)	10,419
Deferred revenue	8	(399)	81
Deferred government funding	9	9,266	9,738
Cash used in operating activities		(86,818)	(15,893)
INVESTING ACTIVITIES			
Acquisitions of property and equipment		(22)	(24)
Cash used in investing activities		(22)	(24)
FINANCING ACTIVITIES			
Principal repayment of lease liabilities	10	(128)	(124)
Cash used in financing activities		(128)	(124)
Effect of exchange rate changes on cash		(639)	1,022
Net decrease in cash		(87,607)	(15,019)
Cash at the beginning of the year		250,037	66,814
Cash at the end of the period		\$ 162,430	\$ 51,795
Supplementary disclosure of cash flows from operating activities			
Amount of interest received		\$ 2,946	\$ 164
Amount of interest paid		\$ 42	\$ 46

The accompanying notes are an integral part of the financial statements.

NOTES TO THE CONDENSED INTERIM FINANCIAL STATEMENTS (UNAUDITED)

1. NATURE, ORGANIZATION AND FUNDING

The Canadian Commercial Corporation (the Corporation) was established in 1946 by the *Canadian Commercial Corporation Act* (CCC Act). The Corporation is wholly owned by the Government of Canada and is an agent Crown corporation listed in Part I of Schedule III of the *Financial Administration Act* (FAA). The Corporation is accountable for its affairs to Parliament through the Minister of Export Promotion, International Trade and Economic Development (the Minister). The Corporation is domiciled and operates in Canada with a head office located at 350 Albert Street, Ottawa, Ontario.

The Corporation acts as the prime contracting agency for Canadian exporters when foreign governments, international organizations, or foreign private sector buyers wish to purchase products and services from Canada through the Government of Canada. The Corporation enters into prime contracts with these foreign buyers and into corresponding domestic contracts with Canadian exporters. Additionally, the Corporation enters into certain sourcing services agreements to procure goods and services for international end-users on behalf of the Government of Canada and foreign governments.

The Corporation's operations are funded by Fees for service, supplemented by funding from the Government of Canada.

In September 2008, the Corporation, together with a number of other Crown corporations, was issued a directive (P.C. 2008-1598) pursuant to Section 89 of the FAA, entitled *Order giving a direction to parent Crown corporations involved in commercial lending to give due consideration to the personal integrity of those they lend to or provide benefits to in accordance with Government's policy to improve the accountability and integrity of federal institutions*. The Corporation implemented the directive effective January 1, 2010, and has remained compliant with the directive since then.

In July 2015, the Corporation was issued a directive (P.C. 2015-1110) pursuant to section 89 of the FAA to align its travel, hospitality, conference and event expenditure policies, guidelines and practices with Treasury Board policies, directives and related instruments on travel, hospitality, conference and event expenditures in a manner that is consistent with its legal obligations, and to report on the implementation of this directive in the Corporation's next corporate plan. The Corporation implemented the directive in August 2016 and has remained compliant with the directive since then.

The Corporation is not subject to the provisions of the *Income Tax Act*.

2. BASIS OF PREPARATION

(a) Compliance with International Financial Reporting Standards (IFRS)

These condensed interim financial statements have been prepared in accordance with the Treasury Board of Canada's Directive on Accounting Standards: GC 5200 Crown Corporations Quarterly Financial Reports, using International Financial Reporting Standards ("IFRS") accounting policies adopted in the Corporation's audited annual financial statements as at, and for the year ended, March 31, 2023. These condensed interim financial statements do not include all of the information required for full annual financial statements and should be read in conjunction with the Corporation's Annual Report and audited financial statements for the year ended March 31, 2023.

(b) Basis of measurement

The financial statements have been prepared on the historical cost basis, except for, as permitted by IFRS, and to the extent material, the following items:

- Accrued employee benefit liabilities for post-employment and other long-term employee benefit plans are recognized at the present value of the defined benefit obligations.

(c) Use of estimates and judgments

The preparation of financial statements in accordance with IFRS requires management to make judgments, estimates and assumptions that affect the application of accounting policies, the reported amounts of assets and liabilities, the disclosure of contingent assets and contingent liabilities at the date of the financial statements and the reported amounts of revenues and expenses during the year. Actual results may differ significantly from estimates, resulting in significant differences in the related financial statement balances.

Estimates and underlying assumptions are reviewed on an ongoing basis and in detail as at the date of the financial statements. Any changes in estimates are reflected in the financial statements in the period in which they become known and in any future periods affected.

The Corporation's key sources of estimation uncertainty during the reporting period that may have a significant risk of causing a material adjustment to the carrying amounts of assets and liabilities are related to the measurement of expected credit loss for accounts receivable and unbilled revenue, the determination of the useful lives of property and equipment, the determination of employee benefit obligations, the determination of unsatisfied (or partially unsatisfied) performance obligations, the determination of whether a contingent liability needs to be disclosed or a provision for contract remediation expenses or other contract related liabilities need to be recognized, and the allocation of expenses to administer the DPSA.

The critical judgements made by management in applying the Corporation's accounting policies that have the most significant effect on the amounts recognized in the financial statements are related to the determination of the amount and timing of revenue recognition and related expenses, the accounting for cost recovery transactions, the allocation of indirect expenses related to administration of DPSA, the assessment of whether there have been significant changes in credit risks impacting the expected credit loss for accounts receivable and unbilled revenue, the determination of right-of-use assets and lease liabilities, and the determination of whether an item is recognized in the financial statements as a provision or disclosed as a contingent liability.

(d) Functional and presentation currency

The Corporation's functional and presentation currency is the Canadian dollar.

3. SIGNIFICANT ACCOUNTING POLICIES

The accounting policies applied in the preparation of these condensed interim financial statements are consistent with those disclosed in the Corporation's audited annual financial statements for the year ended March 31, 2023.

4. CASH

Cash balances include advances received from foreign buyers and others not yet paid to Canadian exporters and, when applicable, amounts held back from Canadian exporters to be remitted at later dates in accordance with the terms and conditions of contracts. Also, see note 12 for a description of the Corporation's revolving line of credit.

The currency profile of the Corporation's cash was as follows as at:

	June 30, 2023		March 31, 2023	
	Original currency	Canadian dollars	Original currency	Canadian dollars
Canadian dollars	115,421	\$ 115,421	142,257	\$ 142,257
U.S. dollars	26,529	35,144	70,331	95,052
Euros	7,871	11,378	8,344	12,225
Chinese renminbi	2,670	487	2,553	503
		\$ 162,430		\$ 250,037

5. ACCOUNTS RECEIVABLE

Accounts receivable include amounts that are due to the Corporation for Fees for service invoiced and yet to be collected, amounts due from foreign buyers related to amounts already paid to Canadian exporters and other amounts primarily from Canadian government organizations. These amounts are based on normal international trade terms and are generally non-interest bearing.

The Corporation's accounts receivable consisted of the following as at:

	June 30, 2023	March 31, 2023
Accounts receivable	\$ 12,114	\$ 12,820
Accrued receivables	10,010	250
	\$ 22,124	\$ 13,070

The accrued receivables include \$9.7 million of parliamentary appropriation authorized for this fiscal year which has not been received (March 31, 2023 — nil).

The currency profile of the Corporation's accounts receivable was as follows as at:

	June 30, 2023		March 31, 2023	
	Original currency	Canadian dollars	Original currency	Canadian dollars
Canadian dollars	11,722	\$ 11,722	1,443	\$ 1,443
U.S. dollars	7,852	10,402	8,603	11,627
		\$ 22,124		\$ 13,070

Credit and market risks related to accounts receivable are disclosed in note 12.

6. OTHER ASSETS

The Corporation's other assets included the following as at:

	June 30, 2023	March 31, 2023
Prepaid expenses	\$ 677	\$ 662
Unbilled revenues	126	102
	\$ 803	\$ 764

7. ACCOUNTS PAYABLE AND ACCRUED LIABILITIES

Accounts payable and accrued liabilities represent amounts due related to the Corporation's Operating and administrative expenses, amounts due to Canadian exporters from amounts received from foreign buyers and other miscellaneous amounts due. These amounts are due on normal trade terms.

The Corporation's accounts payable and accrued liabilities consisted of the following as at:

	June 30, 2023	March 31, 2023
Accounts payable	\$ 14,354	\$ 22,187
Accrued liabilities	4,428	3,972
	\$ 18,782	\$ 26,159

The currency profile of the Corporation's accounts payable and accrued liabilities was as follows as at:

	June 30, 2023		March 31, 2023	
	Original currency	Canadian dollars	Original currency	Canadian dollars
U.S. dollars	10,304	\$ 13,650	10,136	\$ 13,697
Canadian dollars	5,116	5,116	12,437	12,437
Chinese renminbi	87	16	127	25
		\$ 18,782		\$ 26,159

Market and liquidity risks related to accounts payable and accrued liabilities are disclosed in note 12.

8. DEFERRED REVENUE

A reconciliation of the Corporation's deferred revenue is as follows:

	June 30, 2023	March 31, 2023
Balance at the beginning of the year	\$ 1,360	\$ 607
Plus: additional deferred revenue	540	2,804
Less: amounts recognized as Fees for service	(670)	(2,041)
Impact of netting unbilled and deferred revenue from same contract	(269)	(10)
Balance at the end of the period	\$ 961	\$ 1,360

9. DEFERRED GOVERNMENT FUNDING

The Federal Budget 2021 restored an annual parliamentary appropriation of \$13.0 million, commencing in fiscal year 2022–2023. This funding is to be used exclusively for the costs to administer the DPSA.

A reconciliation of the Corporation’s deferred government funding is as follows:

	June 30, 2023	March 31, 2023
Balance at the beginning of the year	\$ -	\$ -
Plus: funding from the Government of Canada	13,000	13,000
Less: government funding revenue recognized	(3,734)	(13,000)
Balance at the end of the period	\$ 9,266	\$ -

During the three-month period ended June 30, 2023, the Corporation recognized revenue from government funding of \$3.7 million (for the three-month period ended June 30, 2022 — \$3.3 million) which amounted to the cost to administer the DPSA.

10. LEASE LIABILITIES

The Corporation’s leasing activities relate to office space and office equipment.

In November 2014, the Corporation entered into a fifteen-year lease agreement for office space at the Corporation’s current location. The lease payments commenced on December 1, 2016, and the lease expires at the end of November 2031 with an option to extend the term of the lease for an additional five years. The option to extend the lease term is not included in the initial measurement of the right-of-use asset and lease liability, since at contract inception, CCC was not reasonably certain to exercise the option.

A reconciliation of the Corporation’s lease liabilities is as follows:

	June 30, 2023	March 31, 2023
Balance at the beginning of the year	\$ 5,467	\$ 5,972
Interest expense	42	177
Lease payments	(170)	(682)
Balance at the end of the period	\$ 5,339	\$ 5,467

The lease liabilities are presented on the Statement of Financial Position as follows:

	June 30, 2023	March 31, 2023
Current	\$ 525	\$ 521
Non-current	4,814	4,946
	\$ 5,339	\$ 5,467

Interest expense related to lease liabilities are included in finance cost. For the three-month period ended June 30, 2023, the Corporation's Operating and administrative expenses include \$219 (\$159 for the three-month period ended June 30, 2022) related to variable lease payments that are not included in the measurement of lease liabilities. For the three-month periods ended June 30, 2023 and June 30, 2022, there were no significant expenses related to leases of low-value assets and short-term leases for which the recognition exemption has been applied.

11. CAPITAL MANAGEMENT

For the preparation of these condensed interim financial statements, the Corporation's objective, definition, and key strategies with respect to its capital are consistent with those disclosed in the Corporation's audited annual financial statements for the year ended March 31, 2023.

The Corporation is not subject to externally imposed capital requirements.

On June 7, 2023, the Corporation's Board of Directors approved the issuance of a dividend of \$4.0 million (2022 — \$1.0 million) payable to its shareholder.

The Corporation's breakdown of the equity was as follows, as at:

	June 30, 2023	March 31, 2023
Contributed capital	\$ 10,000	\$ 10,000
Retained earnings	39,083	34,611
	\$ 49,083	\$ 44,611

12. RISK MANAGEMENT AND FINANCIAL INSTRUMENTS

As described in the Corporation's Annual Report and audited financial statements for the year ended March 31, 2023, the Corporation is exposed to credit risk, market risk and liquidity risk as a result of holding financial instruments.

The following section is a description of the most significant risks associated with financial instruments and how the Corporation manages its risk exposure.

(a) Credit risk

Credit risk is the risk that one party to a financial instrument will cause a financial loss for the other party by failing to discharge an obligation. The credit risk arises principally from the Corporation's cash and cash equivalents, accounts receivable and unbilled revenue which includes Fees for service due to the Corporation. The carrying amount of financial assets recorded in the financial statements represents the maximum exposure to credit risk.

Cash and cash equivalents

The Corporation invests surplus funds to earn investment income with the objective of maintaining safety of principal and providing adequate liquidity to meet cash flow requirements. During the year, the Corporation's exposure to credit risk from investing cash and cash equivalents is minimized through compliance with the Corporation's Board of Directors approved investment policy, which specifies approved investment instruments and portfolio limits. Per the investment policy, the Corporation is permitted to invest cash and cash equivalents in highly liquid demand deposits and temporary investments with a Canadian chartered bank. Investments must maintain credit ratings at, or above, thresholds identified from at least two of the agencies listed below:

- Moody's rating of P1
- Standard and Poor's (S&P) rating of A1
- Dominion Bond Rating Service (DBRS) rating of R1 (low)

Accounts receivable

The Corporation has credit risk related to accounts receivable which includes Fees for service revenue and other amounts owed to the Corporation. Other amounts include situations where the Corporation may agree to pay DPSA and non-DPSA invoices at the request of Canadian exporters prior to receiving funds from the U.S. Department of Defence or other foreign buyers.

Since the DPSA foreign buyer is rated AAA by recognized rating agencies, the credit exposure is minimized to acceptable levels. For non-DPSA foreign buyers, the Corporation assesses the credit risk to ensure it is also within acceptable levels.

As at June 30, 2023, 92% (March 31, 2023 — 89%) of the Corporation's accounts receivable were from AAA credit rated counterparties.

The Corporation measures a loss allowance on accounts receivable equal to the lifetime expected credit loss. The lifetime expected credit loss is estimated based on the Corporation's historical credit loss experience adjusted for factors specific to foreign buyers or other entities including credit risk rating, general economic conditions, an assessment of both the current and forecasted direction of conditions at the reporting date as well as the impact of any unresolved contract issues on the collectability of accounts receivable. The allowance for expected credit loss is related to identified credit risks associated to individual accounts receivable balances.

The following table shows the movement in lifetime expected credit loss that has been recognized for accounts receivable in accordance with the simplified approach set out in *IFRS 9*:

	June 30, 2023	March 31, 2023
Balance at the beginning of the year	\$ -	\$ 72
Net remeasurement of loss allowance	-	16
Amounts written off	-	(89)
Loss on foreign exchange	-	1
Balance at the end of the period	\$ -	\$ -

When applicable, changes in allowance for expected credit loss are included in the Other expenses component of Operating and administrative expenses.

As at June 30, 2023, the Corporation recognized a loss allowance for expected credit loss of \$0 (March 31, 2023 — \$16) related to accounts receivable from foreign buyers and other entities arising from contracts with customers. There has been no change in the estimation techniques or significant assumptions made during the current reporting period.

The maximum exposure to credit risk for accounts receivable by geographic region was as follows as at:

	June 30, 2023	March 31, 2023
Canada	\$ 12,947	\$ 2,949
United States	7,405	8,732
Asia *	856	-
Central America and Caribbean	508	594
Africa	408	519
South America	-	276
	\$ 22,124	\$ 13,070

Accounts receivable are considered past due when the payer has failed to make the payment by the contractual due date. The ageing profile of the Corporation's past due accounts receivable was as follows as at:

	June 30, 2023	March 31, 2023
< 30 days	\$ 2,782	\$ 3,455
> 30 days and < 180 days	1,586	2,245
> 180 days	967	1,738
	\$ 5,335	\$ 7,438

All overdue accounts receivable are considered fully collectable as at June 30, 2023 as it is normal for the Corporation to encounter delays in collecting certain accounts receivable as a result of the foreign environment in which it operates.

(b) Market risk

Market risk is the risk that the fair value or future cash flows of a financial instrument will fluctuate because of changes in market rates. Market risk comprises three types of risk: currency risk, interest rate risk and other price risk. The Corporation is not exposed to significant interest rate risk or other price risk, however, as noted below, it does have currency risk exposure.

Currency Risk

Currency risk is the risk that the fair value or future cash flows of a financial instrument will fluctuate because of changes in foreign exchange rates. The Corporation is exposed to foreign currency risk on its accounts receivable and accounts payable denominated in foreign currencies due to timing differences between their initial recognition and the actual receipt or payment of cash. As at June 30, 2023, the Corporation's currency risk exposure is minimal.

(c) Liquidity risk

Liquidity risk is the risk that an entity will encounter difficulty in meeting obligations associated with financial liabilities that are settled by delivering cash or another financial asset.

Liquidity risk is minimized through compliance with the Corporation's investment policy whereby cash and cash equivalents are invested in highly liquid demand deposits and temporary investments with a Canadian financial institution in order to meet financial obligations on a timely basis.

A potential claim for damages for non-performance of outstanding contracts could create liquidity risk for the Corporation. To mitigate this risk, the Corporation has contractual recourse that consists of, in all material respects, back-to-back contractual obligations from Canadian exporters in an amount equal to the value of the contract. In addition, the Corporation receives an indemnity from the exporter against any additional costs incurred by entering into the back-to-back contractual relationship. In order to further mitigate its overall liquidity risk exposure from non-performance on contracts, the Corporation may supplement this recourse by requiring the Canadian exporter to provide commercial securities including holdbacks, bank guarantees, surety bonds, parent guarantees, insurance assignments, property liens, personal guarantees and shareholder cash to be held in trust with the Corporation.

As part of the normal course of business, management assesses the likelihood of any contingent liabilities. Contingent liabilities with respect to certain unresolved contract issues are disclosed in note 17(b).

Under contract terms, other than DPSA related contracts, payments to Canadian exporters are usually not made in advance of receipt of payment from foreign buyers, and therefore do not expose the Corporation to liquidity risk.

The *CCC Act* permits the Corporation to borrow from the Consolidated Revenue Fund or enter into other credit arrangements or indemnities from other sources for an amount not to exceed \$90.0 million.

The Corporation has a revolving credit facility providing access to funds in the amount of \$40.0 million (March 31, 2023 — \$40.0 million) Canadian or its U.S. dollar equivalent. The credit facility is used exclusively for the Corporation's working capital requirements to facilitate payments to Canadian exporters under the DPSA business line.

As per contractual terms in the DPSA business line, the Corporation commits to payments to Canadian exporters within thirty days on most contracts. For International contracts, the Corporation commits to payments within two to five business days from receipt of payments from the foreign buyer. At times, collection of amounts from the foreign buyer on DPSA contracts can take more than thirty days. This can occasionally result in the Corporation using the credit facility in the normal course of operations. Indebtedness under this agreement is unsecured and this credit facility has an expiry date of December 31, 2023 subject to extension by the Minister of Finance or the approval of a corporate plan. As at June 30, 2023, the draw on this line of credit was nil (March 31, 2023 — nil).

Accounts payable and accrued liabilities

Accounts payable and accrued liabilities are due on normal trade terms. The maturity profile of the Corporation's accounts payable and accrued liabilities was as follows as at:

	June 30, 2023	March 31, 2023
< 1 year	\$ 18,782	\$ 26,159
	\$ 18,782	\$ 26,159

13. REVENUE FROM CONTRACTS WITH CUSTOMERS

(a) Disaggregation of Fees for service revenue

The sources of the Corporation's Fees for service revenue were as follows:

	For the three months ended June 30	
	2023	2022
International business	\$ 7,964	\$ 1,884
Lottery programs	153	132
	\$ 8,117	\$ 2,016
Government of Canada initiatives	1,123	867
	\$ 9,240	\$ 2,883

(b) Unsatisfied (or partially unsatisfied) performance obligations

Unsatisfied, or partially unsatisfied, contractual performance obligations are mostly due to services which are yet to be provided by the Corporation over the remaining duration of the contract. The following table sets out the estimated transaction prices allocated to unsatisfied, or partially unsatisfied contracted performance obligations of the Corporation to be met in the future and the estimated timing of revenue recognition as at June 30, 2023. Actual amounts may differ from these estimates due to a variety of factors, including the unpredictable nature of customer behaviour, industry regulation and the economic and political environments in which the Corporation operates.

	June 30, 2023
< 1 year	\$ 14,585
> 1 year	21,316
	\$ 35,901

The above amounts do not include the variable consideration portions that cannot be reliably estimated.

14. OTHER INCOME

The Corporation earns other income from various sources that are not typically from international business activities. The table below illustrates the sources of other income:

	For the three months ended June 30	
	2023	2022
Miscellaneous income	\$ 14	\$ 52
Discounting income	9	47
	\$ 23	\$ 99

15. OPERATING AND ADMINISTRATIVE EXPENSES

Operating and administrative expenses are as follows:

	For the three months ended June 30	
	2023	2022
Workforce compensation and related expenses	\$ 4,776	\$ 4,281
Contract management services	650	650
Consultants	538	348
Travel and hospitality	359	165
Communications	319	97
Rent and related expenses	252	186
Software, hardware and support	189	229
Depreciation	151	145
Other expenses	77	82
	\$ 7,311	\$ 6,183

16. RELATED PARTY TRANSACTIONS

The Corporation is related in terms of common ownership to all Government of Canada departments, agencies and Crown corporations. The Corporation enters into transactions with these entities in the normal course of business, under the same terms and conditions that apply to unrelated parties, and as such the transactions approximate fair value.

17. CONTINGENCIES

(a) Collateral

The value of outstanding deliverables to be performed by Canadian exporters for which the Corporation, on behalf of the Government of Canada, has guaranteed performance to foreign government buyers as at June 30, 2023 was \$7.4 billion (March 31, 2023 — \$7.2 billion).

To manage performance risk of outstanding deliverables, the Corporation has contractual recourse that consists, in all material respects, of corresponding deliverables from Canadian exporters in the same amount. The collateral pledged by Canadian exporters is to mitigate counterparty risk to the deliverables guaranteed by the Corporation in the event of non-performance claims against the Corporation for reasons related to the Canadian exporter failing to perform per the terms and conditions of contracts. The types of collateral the Corporation may require the Canadian exporter to provide are various commercial securities including holdbacks, bank guarantees, surety bonds, parent guarantees, insurance assignments, property liens, personal guarantees and shareholder cash held in trust with the Corporation.

As at June 30, 2023, commercial securities that have been pledged to the Corporation as collateral by Canadian exporters in the unlikely event of their contractual non-performance are in the form of parent guarantees totalling \$6.0 billion (March 31, 2023 — \$6.4 billion in the form of parent guarantees) which approximate their fair value.

(b) Other contingent liabilities

As part of the normal course of business, management assesses the likelihood of any contingent liabilities. As of June 30, 2023, the Corporation has certain unresolved contract issues that are being actively managed towards resolution. Any financial impact on the Corporation, including the potential for future contract remediation expenses, cannot be reasonably estimated at this time.